


GLV006-07	SMA	STP xx-50	
<b>C10/26 - DECLARATION OF CONFORMITY for power-generating units</b> GLV ed2.1.2 (12/2019)			
<b>for the application of annex D "Technical basic requirements regarding the power-generation units" of the Synergrid prescription C10/11 ed2.1 (01/09/2019)</b>			

The undersigned,	Manufacturer:	SMA Solar Technology AG	Represented by:	Sven Bremicker
	Address:	Sonnenallee1, D-34266 Niestetal	Country:	Germany
			email:	Sven.Bremicker@sma.de
			Telephone:	+49 (0)561 9522-3335

Hereby declares that each production unit completed in the list in tab 'list of power-generating units' of this homologation application complies with the following conditions:

1. The power-generating unit complies with the relevant requirements set out in annex D "Technical basic requirements regarding the power-generation units" of the Synergrid prescription C10/11 ed2.1 (01/09/2019).


2. In order to substantiate this, a separate technical file has been submitted at least for each separate product series of the 'C10/26 list of power-generating units' of this homologation application. Each technical file shall be drawn up on the basis of a checklist Annex D, duly and correctly completed by the manufacturer, accompanied by all the required proof of conformity.


2.1 For technical requirements for which the required proof of conformity (column J in checklist annex D) is a declaration of honour by the manufacturer, the manufacturer declares by signing and dating this declaration of conformity the correctness of the information (conform / not conform / not applicable) provided by him or her in columns K, L and M of this checklist.

2.2. For technical requirements for which the required proof of conformity (column J in checklist Annex D) is a test report or a certificate, the necessary test reports and/or certificates are available \* in the technical file:

- Certificates have been issued by an EN 45011 (or ISO 17065:2012) certification body accredited for these materials.
- Test reports have been established by an ISO 17025:2005 or ISO 17065:2012 laboratory accredited for these tests.

2.3 A list of the document references or the certificates of conformity referred to in the checklist Annex D is also available in the technical file.



Done at:	Niestetal	 i.V. Sven Bremicker Head of Technology Development Center	Homologated by Synergrid on: <b>11 Jan 2023</b> Stamp Synergrid a.s.b./v.z.w. Galerie Ravensteingalerij 4/2 BE-1000 Bruxelles/Brussel T.V.A./B.T.W. : BE 0462.958.091
Niestetal, 2022-12-20	<b>SMA Solar Technology AG</b>		

\* **Transition period till 01/05/2020** (see exceptions in chapter 3 of C10/11 ed 2.1 (01/09/2019)):

If at the time of submission of this homologation application it is not yet possible to submit all the necessary certificates and/or test reports (exception 3), or that the units do not yet have all the required characteristics (exceptions 1 and 2), a **temporary homologation** may be granted. All necessary certificates and/or test reports must be in the possession of Synergrid at the latest on 30/04/2020 in order to obtain a final homologation. If this is not the case, the temporary C10/26 homologation will be withdrawn.

POWER-GENERATING UNITS TO BE HOMOLOGATED FOR LIST C10/26 ACCORDING TO THE REQUIREMENTS OF ANNEX D OF THE TECHNICAL PRESCRIPTION C10/11 ed2.1 (01/09/2019)

2. C10/26 list with power-generating units in accordance with annex D of C10/11 ed2.1 (01/09/2019)

GLV006-07 SMA STP xx-50

checklist ed 2.1.2 (12/2019)

1	2	3	4	5	6		7		8		9	10	11					12			13			14				
					ONLY for units (suitable for) energy storage: Name and reference of the power control system		POWER		F <sub>act</sub> rated (active) power (W)	S <sub>max</sub> maximum apparent power (VA)			1-phase or 3-phase	ADDITIONAL CHARACTERISTICS					LIMITATIONS			APPLICATION			Synergrid approval			
power control system type EnFluRi	other power control system	D.3	(...)	D.4.1	D.6.2	D.7.2	0	D.7.1			D.4.3	D.9.1		(...)	Solar energy	Wind energy	CHP (combined heat & power)	Energy storage	Backup power system	Other	Temporary homologation (expires on 01/05/2020)							
GLV006-07-0001	SMA	Sunny Tripower	STP 25-50	V01.16.03.R and higher (main processor)				25000	25000	3-phase	X	X	X	X	X					X								
GLV006-07-0002	SMA	Sunny Tripower	STP 20-50	V01.16.03.R and higher (main processor)				20000	20000	3-phase	X	X	X	X	X					X								
GLV006-07-0003	SMA	Sunny Tripower	STP 15-50	V01.16.03.R and higher (main processor)				15000	15000	3-phase	X	X	X	X	X					X								
GLV006-07-0004	SMA	Sunny Tripower	STP 12-50	V01.16.03.R and higher (main processor)				12000	12000	3-phase	X	X	X	X	X					X								

SYNERGRID a.s.b.l.-v.z.w.  
Galerie Ravensteingalerij 4/2  
BE-1000 Bruxelles/Brussel  
T.V.A./B.T.W. BE 0462958091

EXPLANATIONS FOR THE COMPLETION OF THE TABLE

Column	Title	Remarks
1	SYNERGRID reference number (GLVxxx-yy-zzzz)	In the case of a positive homologation, each C10/26-homologated power-generating unit is given a unique Synergrid reference number: xxx = unique reference or the manufacturer yy = serial number of manufacturer xxx's record xxx zzzz = unique unit reference for the manufacturer xxx <i>Note: "GLV" is the internal Synergrid-abbreviation for Declaration of Conformity, based on the Dutch word "Gelijkvormigheidsverklaring".</i>
2	Brand name	Brand name under which the unit is marketed on the Belgian market.
3	Name of the product series	Name of the product range. <i>Note: For each separate product range (or each group of units with common characteristics) a separate checklist according to Appendix D is required (sheet 3) together with the corresponding conformity proof documents.</i>
4	Reference of the model / type of the unit	Unique product name or reference. Units of the same product range must be unequivocally distinguished from each other through this name or reference.
5	Firmware version	Reference of the firmware version of the unit.
6	power control system type EnFluRi	This case is only applicable for units (suitable for) energy storage, provided with a power control system of type EnFluRi: Name and reference of the power control system of type EnFluRi, compliant to the requirements in C10/11 ed2.1 (01/09/2019) §4.1.7 and §7.11.2.1
7	other power control system	This case is only applicable for units (suitable for) energy storage, provided with a power control system of another type than EnFluRi: Name and reference of the power control system, compliant to the requirements in C10/11 ed2.1 (01/09/2019) §7.11.2.2

**FINAL HOMOLOGATION**

C10/26 - homologation - 2. list of power-generating units ed2.1.2 (12/2019) on the basis of C10/11 ed.2.1 (01/09/2019) - p 2/3

Yours sincerely  
Niestetal, 2022-12-20  
SMA Solar Technology AG

i.V. Sven Bremicker  
Head of Technology Development

8	$P_{ac}$ , rated (active) power (W)	Active (electrical) power in W at the terminals of the unit, as stated on the technical sheet / data sheet / brochure and nameplate. (For photovoltaic inverters: see also definition in §3.2.5 of IEC 62894 2016-11)
9	$S_{max}$ - maximum apparent power (VA)	Maximum apparent (electrical) power at the terminals of the unit, as stated on the certificate / the test report / the technical sheet / data sheet / brochure.
10	1-phase or 3-phase	Indicate whether the unit is single- or three-phase. This characteristic refers to the unit itself, not to the nature of the connection to the distribution network to which the unit can be connected.
11	Additional characteristics	In these columns optional additional characteristics of the units are indicated, following the information in checklist annex D and the corresponding technical file. Put an "X" at each relevant additional characteristic. Note: Only units < 1 MW that are "type B ready" may be applied in an installation $\geq$ 1 MW (installation "type B" according to the European Network Code RfG). A unit < 1 MW is only "type B ready" if it complies with <u>all</u> optional properties ticked in column I of the checklist Annex D.
12	Limitations	These columns specify limitations of the units to their application in certain types of installations, in accordance with the information in the checklist in annex D and the corresponding technical file. Put an "X" to each relevant limitation.
13	Application	Indicate the applications for which the unit is suitable. Include an "X" with each application for which the unit can be used.
14	Synergrid approval date Temporary homologation (expires on 01/05/2020)	Date on which the submitted homologation file was approved by Synergrid for a limited period of time. - A temporary homologation is granted if the applicant invokes exceptions in chapter 3 of C10/11 ed2.1 (01/09/2019) and has not yet submitted all the test reports required for a definitive homologation with his homologation application (exception 3), or if the units do not yet have all the required properties (exceptions 1 and 2). - The expiry date for a temporary homologation is 01/05/2020 - see conditions in chapter 3 of C10/11 ed.2.1 (01/09/2019).
15	Synergrid approval date Final homologation	Date on which the submitted homologation file was definitely approved by Synergrid. - A final approval will be granted as soon as Synergrid has a fully compliant homologation dossier. - A final homologation only remains valid under the following conditions: - No changes that have an influence on the initial approval are made to (the production of) the units. - There is no new edition of prescription C10/11. - The validity date of the test reports in the technical file submitted for approval has not been exceeded. See also the general Synergrid procedure S1/01 for homologation of material, which is applicable. (1)

(1) - S1/01 Technical specification: procedure for application for homologation and renewal of homologation of materials

SYNERGRID a.s.b.l.-v.z.w.  
Galerie Ravensteingalerij 4/2  
BE-1000 Bruxelles/Brussel  
T.V.A./B.T.W. : BE 0402.958.091

Yours sincerely  
Niestetal, 2022-12-20  
SMA Solar Technology AG

*i.V. Sven Bremicker*

i.V. Sven Bremicker  
Head of Technology Development Center

**FINAL  
HOMOLOGATION**